



intouch






1. Adjustable Armrest

2. Lumbar Support

3. Mechanism



**a Inner Seat**

PU moulded foam is attached to the bottom polypropylene cover.

**b Under Seat**

Bottom polypropylene cover which made of recycled material is secured to the seat.

**c Armrest**

Nylon adjustable armrest with nylon armpad to enhance support with best comfort.

**d Backrest**

Nylon backrest frame with adjustable lumbar support in black finishing.

**e 5 Pronged Base**

Nylon base that comes with matching 50mm nylon casters.



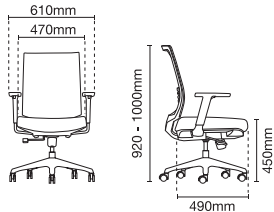
Intouch offers a sleek yet simple lumbar system, plus a host of other practical features. All said, Intouch is a design-based ergonomic solution that gives users control of their own comfort and well-being.

**FABRIC** SERIES



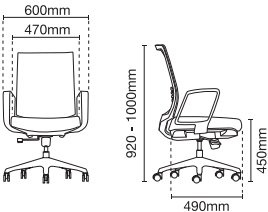
**IT8312N-16D34**  
Executive low back

- AB16 aluminium base
- D34 adjustable nylon armrest with nylon pad
- MH011 metal synchronized mechanism (1 locking)



**IT8312N-24A66**  
Executive low back

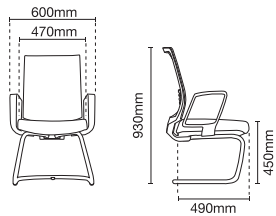
- NB24 nylon base
- A66 fixed armrest
- MH011 metal synchronized mechanism (1 locking)





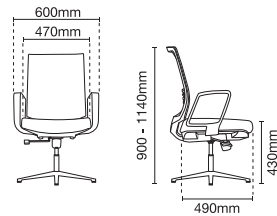
IT8313N-93EA66  
Visitor / Conference chair with arm

- 93E epoxy cantilever base
- A66 fixed armrest



IT8313N-19A66  
Visitor / Conference chair with arm

- AB19 4 pronged aluminium base with stud
- A66 fixed armrest
- MH011 metal synchronized mechanism (1 locking)



# OPTIONAL SPECIFICATION



**Nylon Adjustable Armrest**

Nylon adjustable armrest with nylon armpad to enhance support with best comfort (Pic 1)

**Fixed Armrest**

Moulded polypropylene armrest in black finish. (Pic 2)

**5 Pronged Base**

5 pronged base in either nylon or die-cast polished aluminium finish, generates by highly sophisticated ambience to provide strong stability. (Pic 3, 4)

**4 Pronged Base**

4 pronged base in die-cast polished aluminium finish, generates by highly sophisticated ambience to provide strong stability. (Pic 5)

**Nylon Castors or Stud**

Both the 60mm nylon dual-wheel castors and studs are designed for smooth gliding and also reduce floor scratches. (Pic 6, 7)

**Tilting Mechanism**

Metal synchronized mechanism with 1 locking system that come with weight adjustable tension knob. (Pic 8, 9, 10)

**Lumbar Support**

Artfully designed horizontal polypropylene lumbar support with up-down motion to the supporting point or desired position. (Pic 11)

**Height Adjustable Pneumatic Cylinder**

Imported heavy duty pneumatic cylinder designed with safety and durability features, allows for height adjustment of the chair to suit each users physique. (Pic 12)

**Polyurethane Moulded Foam**

High density polyurethane moulded foam come with fire retardant feature, gives the seat flexibility to conform user seating posture, provides great support and best comfort even for long seating hours. The black finish seat cover below is designed for greater protection to the foam, quality upholstery and user safety. (Pic 13)

scan me



www.artmatrix.com.my

**ARTMATRIX TECHNOLOGY SDN BHD** (694144-X)  
**ARTMATRIX MANUFACTURING SDN BHD** (693659-U)  
Lot 32789, Jalan 5/1A, Taman Perindustrian Selesa Jaya,  
43300 Balakong, Selangor, Malaysia.  
☎ +603 8962 2286 ☎ +603 8961 8862  
✉ sales@artmatrix.com.my  
🌐 www.artmatrix.com.my

**KK SHOWROOM**  
Ground Floor, Block B, Lot 4,  
Damai Plaza Phase 3,  
Wisma CTF, Jalan Damai,  
88300 Kota Kinabalu, Sabah, Malaysia.  
☎ +6088 448 355 / 448 655  
☎ +6088 448 455

**MALAYSIA • SINGAPORE • THAILAND • INDIA • INDONESIA • PHILIPPINES**

Accreditation



Green Labels and Awards



International Member of



Member of

